



Industrial Conveyor Specialists

**MODEL 110 & 111**  
**V-GUIDE SLIDER BED CONVEYOR**



The Model 110 & 111 are **Slider Bed V-Guide Conveyors**. The Model 110 features a 4 1/2" drive pulley and the Model 111 used an 8 1/2" drive pulley.

V-Guide Conveyors are applicable in the following conditions:

- Short, wide belts and long, narrow belts
- Where pulley flanges cannot be used or may interfere with products being conveyed
- Side loading or unloading applications
- Where the belt runs on its edge in a vertical position instead of lying flat on a conveyor surface
- When reversing applications are required



**V-GUIDE SLIDER BED CONVEYORS SPECIFICATIONS**

	<b>MODEL 110</b>	<b>MODEL 111</b>
<b>Belt Widths</b>	4" thru 48"	6" thru 72"
<b>Lengths</b>	2' to 10'	5' Min to 150'
<b>Belt Type</b>	PVC 120 Black	Rough top, V-guide on bottom, Food Grade or belt to suit application
<b>Drive</b>	1/2 Hp 230/460/3/60	1/2 HP 230/460/3/60
<b>Drive Pulley</b>	4 1/2" dia.	8 1/2" dia.
<b>Frame</b>	4" deep formed 12 ga.	5 1/2" deep formed 12 ga.

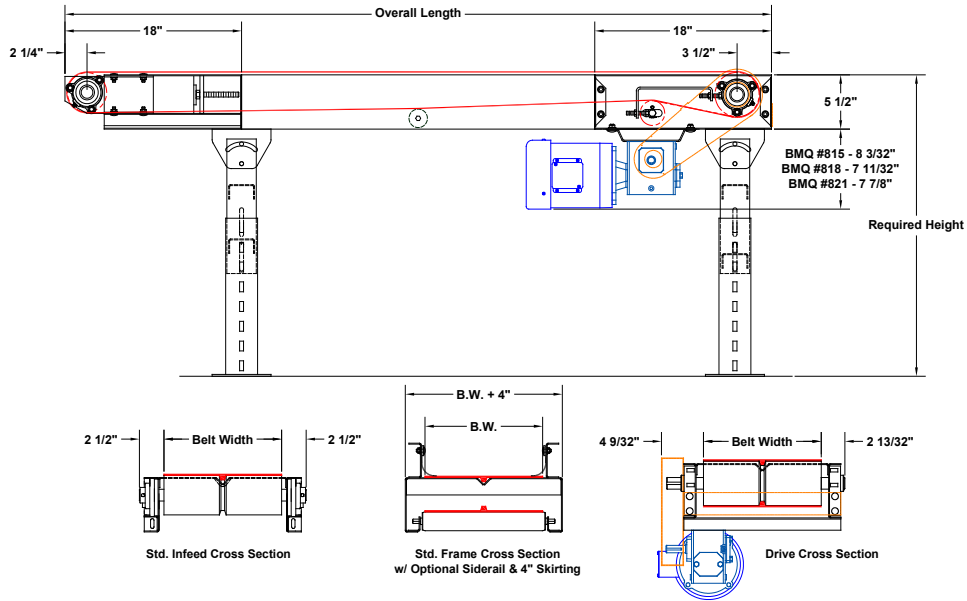
**OPTIONAL**

H.P., drive location, speed, fixed or variable speed, belt type, siderails, center drive & take-up, supports, casters, side take-up, galvanized, stainless, special paint, belt scraper, Many other options available, consult factory representative

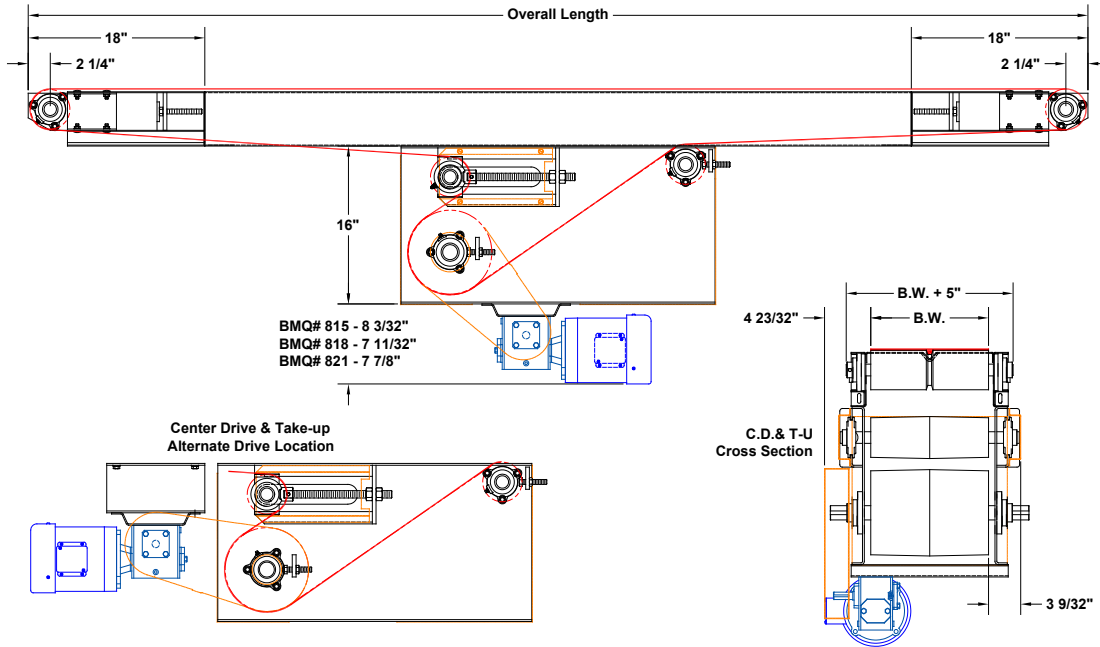
# MODEL 110 - 111

## V-GUIDE SLIDER BED CONVEYOR

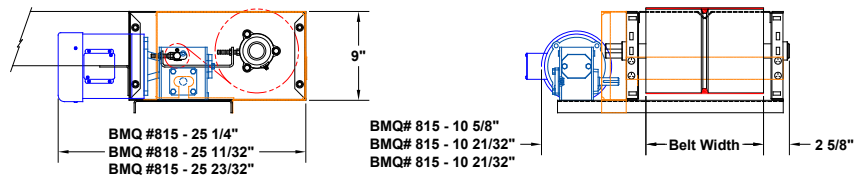
### Model 110 - V-Guide Slider Bed Conveyor



### Model 111 Center Drive & Take-up



### Model 111 Side Mount Drive



Website: [www.titanconveyors.com](http://www.titanconveyors.com) • Email: [sales@titanconveyors.com](mailto:sales@titanconveyors.com)  
735 Industrial Loop Road • New London, WI 54961-9612  
920-982-6600 • Fax: 920-982-7750 • Toll Free: 800-558-3616