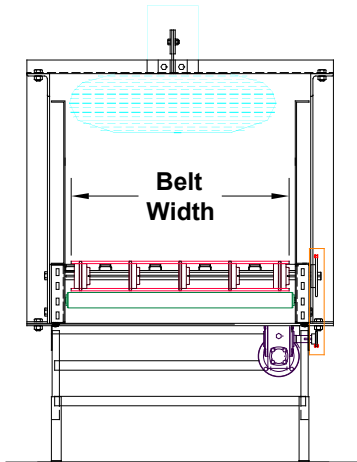
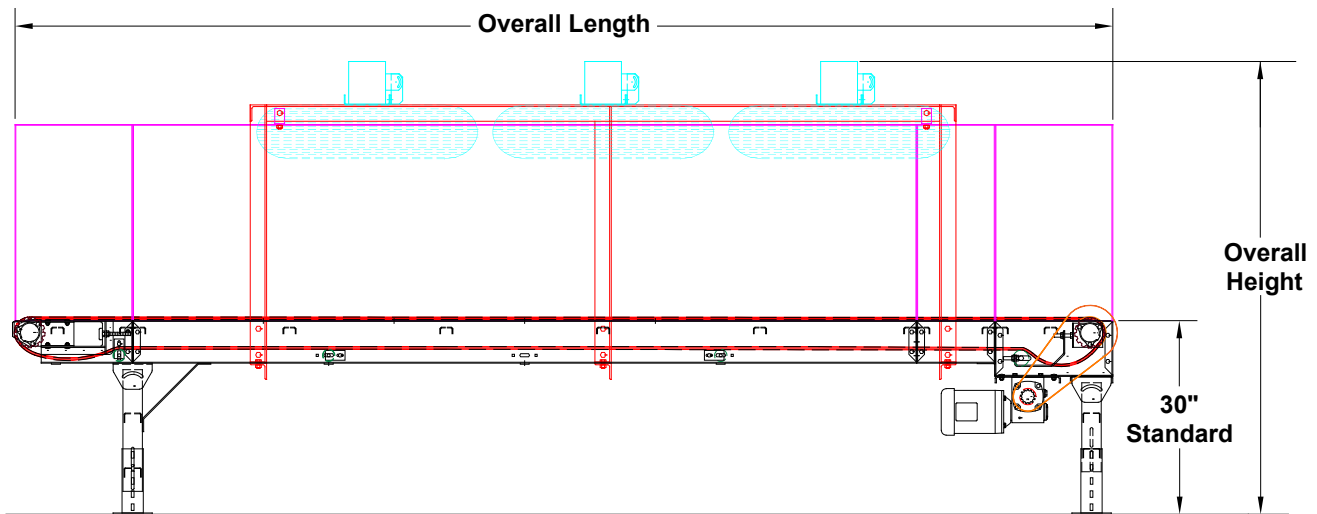



COOLING/DRYING CONVEYOR




- Available Belt Widths:
12" - 18" - 24" - 30" - 36" - 48"
- Unit Dimensions Custom Designed to Fit Application Specifications




Belt Options - Consult Factory




Flat Wire




Balanced Weave



Hinged Steel Belt



Plastic



Slat




Bulletin 1220_CDCGH

735 Industrial Loop Road • New London, WI 54961-9612
920-982-6600 • Fax 920-982-7750 • Toll Free 800-558-3616
Website: www.titanconveyors.com • Email: sales@titanconveyors.com



COOLING/DRYING CONVEYOR

TITANTM
CONVEYORS



Titan's Cooling/Drying conveyor replaces water quench and reduces cool down time. Custom designed from standard components. Consult factory.



- Ideal for cooling hot die castings - eliminates mist - replaces water quench
- Greatly improves dry time efficiency for parts from washer system
- Constant speed or variable speed available
- Designed to interface with existing conveyor system
- Custom engineered from standard components

COOLING/DRYING CONVEYOR		
	Standard	Options
Belt	1/2" x 1" Galv. Flat Wire Mesh	Balanced weave, slat
Widths	4" to 48"	Specify
Drive	1/2 H.P. 230/460/3/60	Drive to suit application
Lengths	5' min.	To suit application
Frame	Formed 10 ga.	To suit application
Optional		
H.P., drive location, speed, fixed or variable speed, controls, belt widths, deck wear strip options, cooling fans, center drive & take-up, galvanized, stainless, siderails, supports, transfer roller, bolt-on bottom pans, e-stop with pullcord, casters, special paint		

NOTE: Specifications subject to change without notice